


**50 YEARS
1972 - 2022**



20 LEVELS
**AMATEUR BOAT BUILDERS'
ASSOCIATION**

August September 2022

MAARTJE K — THE LATEST INSTALLMENT



Our September Toolbox was another visit to see the progress of Ed Essers' 14m Mobjack design Herreshoff Ketch, Maartje K

Ed must be getting close to launching her as there can't be much left to do. He seems to have installed everything including the kitchen sink in the galley and even a chandelier in the saloon. Thanks again Ed for another great afternoon.





The Captain's cabin with wall-to-wall reading material



Ed explaining the low current light fittings he has designed to Dick, Chris and Elly



These photos show that Ed is still very busy with most of the detailed work going on below deck.



Ed explaining some of the keel details to Frank who is also building a Herreshoff



KEEP THAT DIESEL RUNNING!

Our speaker at the ABBA August meeting was Mike Giles. Mike is the Managing Director of Diverse Engineering, a heavy engineering organisation that has employed up to about 100 staff at peak times but now has around 25 permanent employees. The business includes a marine division that services the needs of small (1 to 3 cylinder) diesel engine owners and they have a shipwright with 35 years of experience on staff as well. The breadth of the business is evident at <https://diversewa.com.au>.

The meeting was fairly informal with Mike sharing his clearly deep knowledge and long term experience in this field with a small group of members around the table. Mike provided his advice and members asked questions along the way; the best of which is summarised below.

Trouble Shooting Electrical

- Are the gauges showing the right thing? (ie working properly)
- Engine needs to rotate appropriately to start – if the battery is below 12.5 volts this won't happen
- Are the glow plugs working? These can be checked for resistance with a multi meter.
- Some diesels (eg Kubota) have an electric fuel pump which won't work if the battery is low. Some modern diesels also have an electric fuel pump in the tank.
- Some diesel systems have solenoid valves in the fuel lines. These generally won't open if the electrical supply is below 10 volts

Trouble Shooting Fuel

- The basics are that there is usually either no fuel or there is a fuel line blockage.
- Need to trace any problem right through the fuel system
- CAV type fuel filters sometimes let in air. Can bleed via bleeder on side. Also have water drain screw on the bottom
- Recommend RACOR primary filter 3 microns
- When trouble shooting, start at the primary filter end. Many systems pump through more fuel than they need and will have a return bleed off.
- There will rarely be a need to bleed the high pressure side of the system for small diesels eg bleeding at the injector end
- Use of biocides is strongly recommended. Diverse use and recommend FuelTreat BC 250 with a top up of tanks before winter. See [Diesel Biocide Fuel Treatment \(BC-250\) | Fueltreat Australia](#) for more information.

Trouble Shooting Cooling System

- Plastic water traps used widely in exhaust systems can melt if the cooling system fails
- If the engine does not start, the water trap can fill but with no exhaust pressure can back fill up to the engine – hence recommend turning cooling water off during extended cranking of the engine
- Water trap must be mounted with alignment fore and aft to work properly
- Anodes should be checked regularly as stray current can exist within marinas
- De-scaling of the cooling system is recommended. Amongst other things, blockages can occur where the cooling water mixes with the exhaust discharge
- Check for loose/worn drive belts on cooling water pumps
- On closed systems, change the coolant every 2 or 3 years
- Check running temperature independently of gauges to ensure they are working accurately.
- Cycle all skin fitting valves to ensure they don't seize
- If closed system appears to be losing coolant, add a food dye (green/purple) to the system and inspect after 24 hours to detect leaks
- All of the above should also be applied to Sail Drives.

Trouble Shooting General

- Lack of compression can be due to glazing on the cylinder walls
- Ensure there is a good load on the engine when running in the pen
- Recommend annual service with replacement of all oil and fuel filters
- Gear box oil should also be changed every two years for shaft drives and every year when slipped for Sail Drives.


In closing, Mike made the point that the small diesel environment now is such that major rebuilds are just not economically feasible to carry out on a commercial basis. Small diesels that are worn to the point of needing major reconditioning are now 'throw away' and replacements are available at a more economical cost than carrying out major repairs.

Members thanked Mike for sparing his time to share his lifetime of knowledge and experience in the industry with all of us at the meeting.

From the Editor: Many thanks to Chris Davis for writing the report for this meeting.




MARINE




Steyr marine engine sales, service and parts

- Transmission, ve drive, shaft and leg repairs



Yanmar marine engine sales, service and parts

- Genset sales, service and repairs



- Pre-purchase inspections
- Insurance repairs

66 Stebbing Road, -, Maddington, WA, 6109, Australia

Phone:

+61 8 9493 0855

Email:

michael@diversewa.com.au

ADMINISTRATION NOTES

ABBA COMMITTEE

President	Rob Bingham	0419 995 422
Secretary	Bruce Cadee	0419 508 785
Treasurer	Andrew Minto	0415 852 333
Library	Rosemary Nayler	0427 717 050
Newsletter Editor	Bruce Cadee	0419 508 785
Website	Neil McKenzie	0424 533 063
General Committee	Chris Davis	0418 954 602
	Luis Gouveia	0477 172 881
	Bob Harrap	0407 991 901

Maritime Day - Saturday 29th October -Help Needed

Fremantle Ports are holding another Maritime Day on Saturday 29th October. ABBA have been asked to get involved. It is an opportunity to promote the Amateur Boat Builder's Association and get more members. This helps us financially, but new members also have projects, contacts and ideas that helps ensure we continue to hold interesting and informative meetings and toolbox visits.

Due to problems with the B Shed floor, the event will be split over two locations, one indoor and one outdoor. ABBA has been allocated space inside the Fremantle Passenger Terminal. We will have some words and pictures of ABBA activities and projects on display and the opportunity to hand out ABBA brochures and offer discount memberships for people who sign-up on the day. We also have an outdoor space where we will proudly have two of our member's boats on display so the public can see what amateur boat builders can achieve.

We need some people to man (or woman) the stands for an hour of two. The more people who volunteer, the less time each of us needs to spend at a stand before going off to enjoy the other exhibits. Based on the last time we were involved, the volunteers enjoyed the time talking to the public and getting to know other ABBA members. Bring your family and friends and make a day of it.

If you can spare some time, please contact Bruce Cadee at cadeefamily@bigpond.com or ph 0419 508 785.

On the day there will be a Wooden Boat Parade on the water of Fremantle Harbour. We have a few ABBA members' boats involved but if you have a wooden boat/ canoe of any size that you would like to sail, row or motor along between 11:00 am to 1:00 pm (staggered starts), also please let me know. I will need a photo and a few words about your vessel to produce an A4 poster which will be laminated and go on display for the public to read.

November Toolbox Visit – Sunday 6th November from 2 to 4 pm

A number of ABBA members are also members of the Bosun's Club at South of Perth Yacht Club. One of their activities is construction of two 22ft long, timber St Ayles Rowing Skiffs. Each boat accommodates four rowers and a cox. It is intended that the boat will be used for social and competitive events. Come along on Sunday 6th November from 2 to 4 pm at South of Perth Yacht Club and see the efforts of a group of very amateur boat builders.

December Meeting – Wednesday 7th December

Unfortunately we had to cancel our June meeting at the last minute when our speaker caught Covid. Andrew Muhling has kindly agreed to now give his presentation about building a boat from MDF at our evening meeting on Wednesday 7th December. Andrew has often built parts of a boat, but he's never built a whole boat. "After doing some Googling I discovered it's likely nobody has explored the MDF boat thing. After reading how so many people thought it was a terrible idea, I wanted to try it for myself." Even if you don't plan to build an MDF boat, come along and find out how Andrew achieved it. Anyone is welcome to attend our meetings. Just show up and you will be made welcome.

ADMINISTRATION NOTES (Cont'd)

ABBA LOGO

Members are reminded that Bruce Cadee has made arrangements with Shaun Luong of Image Embroidery at 26 Tulloch Way, Canning Vale (Phone 9456 2324 Mobile 0403 250 389) for an embroidered ABBA logo. The logo can be applied to your own clothing (assuming it can be accommodated in their equipment) or to shirts, caps or hats purchased through Image Embroidery. Feel free to call in on Shaun to look at the limited range of clothing he has on site or visit the following web sites to choose your preferred style, size and colours. The weblinks below are only examples of the wide range available. Half chest measurements are included on the web sites to help ensure you select the correct size. Ladies styles are also available.

Clothing (excluding Logos)

Style 1300 – Aussie Pacific Mens Murray Polo, Navy/White/Ashe or White/Navy/Ashe - **\$20.00 + GST each**

Weblink: http://www.aussiepacific.com.au/the-murray-polo-navy-white-s?color=Navy%2FWhite%2FAshe&primary_color=Navy&secondary_color=White

Style 1304 – Aussie Pacific Mens Eureka Polo, Navy/White/Ashe or White/Navy/Ashe - **\$21.00 + GST each**

Weblink: http://www.aussiepacific.com.au/mens/polos/eureka-polo-sky-navy-s?color=Sky%2FNavy%2FAshe&primary_color=Sky&secondary_color=Navy

Hats/Caps (excluding Logos)

Style 4199 – Headwear Brushed Heavy Cotton Cap, White/Navy (many other colours available too) - **\$6.50 + GST each** **Weblink:** <http://au.headwear.com.au/productDetails.cfm?&prodID=53&prodCatID=2&pageNumber=1>

(Also refer poly/cotton legionnaires hats Styles 4057 or 4126 for maximum sun protection under website sub heading 'Hats, Visor & Beanies' <http://au.headwear.com.au/productList.cfm?&pCategoryID=7>)

Style 4199 – Headwear Brushed Heavy Cotton Cap, White/Navy (many other colours available too) - **\$6.50 + GST each (includes poly/cotton legionnaires hats for maximum sun protection under website sub heading 'Hats, Visor & Beanies')**

Weblink:

Style 4223 – Brushed Sports Twill Bucket Hat, White/Navy (many other colours available too) - **\$8.00 + GST each**

Weblink: <http://au.headwear.com.au/productList.cfm?&pCategoryID=7&page=2>

To make your annual membership even more value for money, ABBA will pay for up to 2 logos per financial year to be applied to your items of clothing. The current cost to ABBA is \$7.15 per logo. There is no intention for this to be an ABBA uniform so the choice of style and colour is totally yours. If you are seen wearing the logo while building, working on or using your boat or anywhere for that matter it might get people asking questions and wanting to join our association. You are free to deal direct with Image Embroidery but please ensure you get an itemised invoice showing a separate price for the logo and present this to our Treasurer for reimbursement. Bruce Cadee is happy to take orders and liaise with Image Embroidery if you wish.