

# AMATEUR BOAT BUILDERS' ASSOCIATION

**December 2022—January 2023**

## **THE RUNCIBLE –AN EXPERIMENT IN MDF**



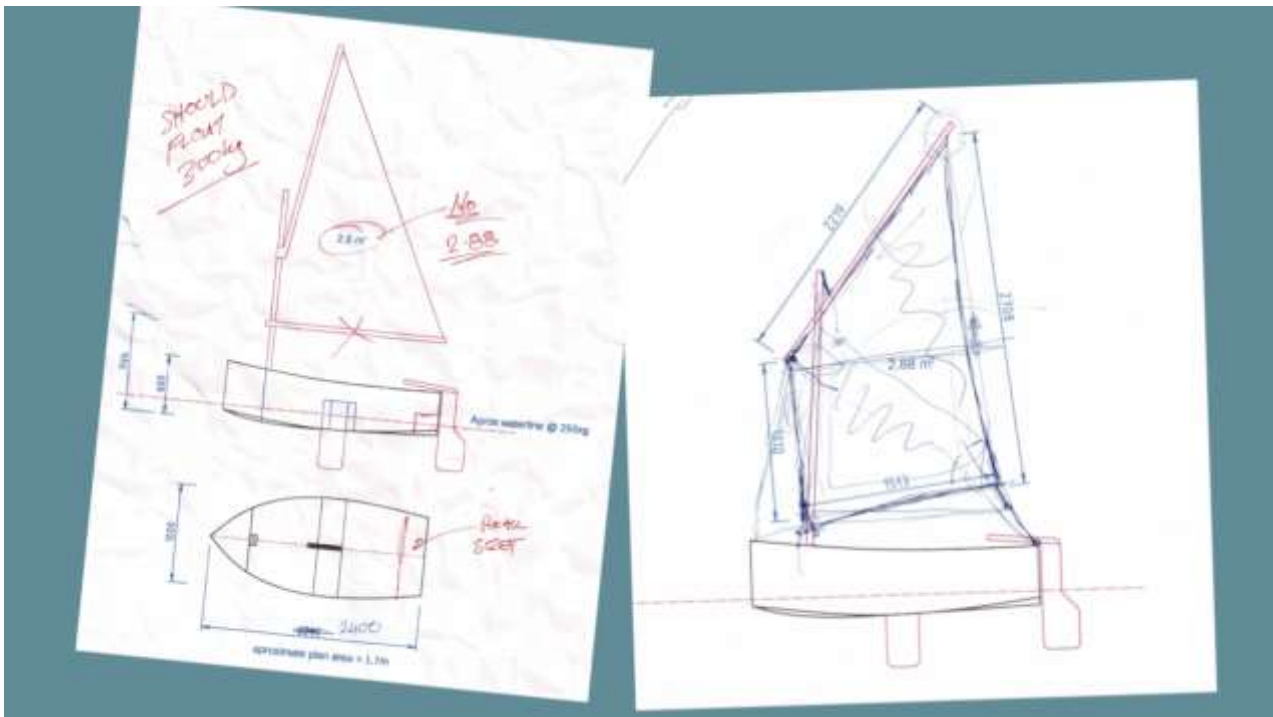
Early in 2022, Mike Nowland told us how to build a boat using pallet timber. Continuing the theme of building boats from unconventional materials, Andrew Muhling made a presentation about building a boat from MDF at our December meeting. Kym also attended to assist Andrew.

Andrew has been a sailor for many years and has had experience repairing and building parts of a boat, but he's never built a whole boat. "After doing some Googling I discovered it's likely nobody has explored the MDF boat thing. After reading how so many people thought it was a terrible idea, I wanted to try it for myself."

You can probably tell from the quote above that Andrew isn't your typical amateur boat builder who starts with a set of plans that appeals to them and uses conventional materials and techniques where possible to make life easy. Andrew started with a concept in his head rather than a set of plans on paper and carried out a series of experiments on MDF before starting construction of this unique project.

Andrew sails a 22 ft Space Sailer yacht in the river and the ocean and the idea to build a small boat was to meet his need for a tender to get to and from shore and between nearby boats when moored up. The main design criteria were as follows.

- Be buoyant enough for 300kg of load.
- Have a high free-board for comfort (something a RIB does not have).
- All parts needed to sail, row or motor along had to fit inside a boat no more than 2.4 meters long.
- Light weight and easy for a DIY build.
- A good looking vessel with a "boaty bow" which ruled out a scow or punt .
- Very low cost. The aim was an unpainted boat for under \$700.



MDF's advantages as a core material are;

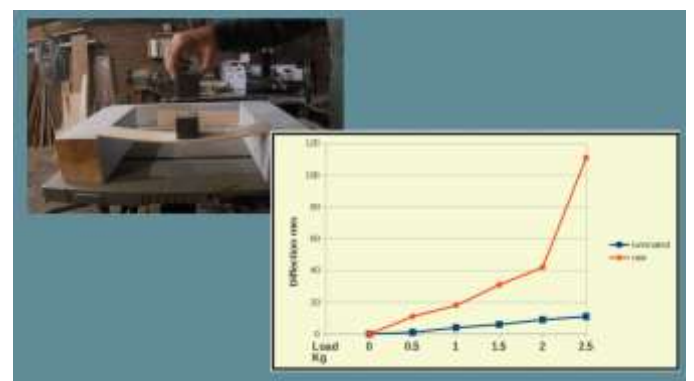
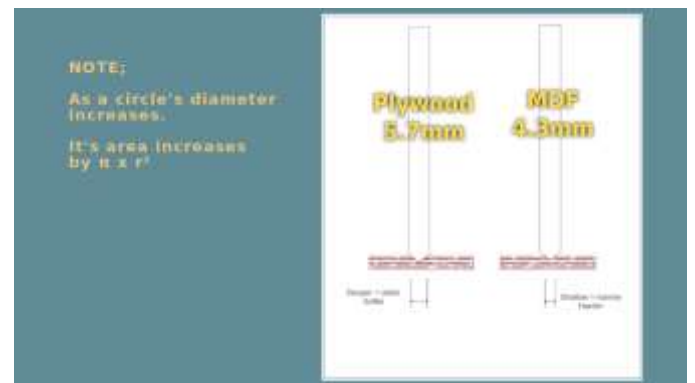
- You only need one layup of 250 gsm glass. If you used foam or balsa you'd need multiple laminates to get the strength and puncture resistance you need.
- Given that epoxy resin is 70% of the cost, using MDF keeps the cost much lower than it would otherwise be.
- MDF is also lighter than regular exterior grade ply (though not as light as expensive boat building plys like gaboony or hoop pine) and is more dimensionally stable.

Andrew undertook a number of experiments to determine the differences in cost, penetration resistance, water absorption and stiffness between MDF and other materials before he was happy to proceed with the construction. See results below.

**MDF as a core material**

Cost;

3mm BC ply	2.7kg/m <sup>2</sup>	\$18 /m <sup>2</sup>
3mm MDF	2.5 kg/m <sup>2</sup>	\$7 /m <sup>2</sup>
3mm Gaboon	1.4kg/m <sup>2</sup>	\$32 /m <sup>2</sup>



This write-up is very brief but you can see the whole process from start to end with much more detail in a series of short, informative and entertaining YouTube videos. Google "The MDF boat build" or copy and paste the address below into your browser and you should see the video series.

<https://youtube.com/playlist?list=PL846WYVHqiRH6oQxvjJUIBXx7eHEgRsBJ>

Andrew plans to put out the 9th video in the series as a wrap-up of his entire adventure but at the time of writing, only 8 videos were available. Keep checking the address or subscribe to his channel and hit the bell icon to be notified when the last video is uploaded.

Andrew also has plans to have the associated "How To" book available on his website as a pay what you feel download.

<https://boardgamegeek.com/boardgamedesigner/4641/andrew-muhling>

The little boat has been named “The Runcible” and performs well in all the main criteria. It's been on and off the water many times and lives under a cover outside and seems to be fit for purpose at this stage. The use of an Epoxy/MDF core sandwich seems to be a viable option so far.

Many thanks to Andrew and Kym for a very informative and entertaining presentation.



## BACK TO MAYLANDS FOR CHRISTMAS

Christmas 2022 saw the ABBA Get Together return to the Maylands Amateur Boatbuilding Yard. The magnificent weather provided an opportunity to have a chat and enjoy a sausage sizzle and a drink courtesy of the Catering Corps, Peter Russel and Mike Wade. Lorraine's savoury muffins also went down a treat.



Ron Lindsay has recently moved the 110 year old auxiliary lugger Kiewa that he totally restored about 10 years ago, from Mindarie to Maylands. One reason was that most of the Classic Boat Club events he enjoys are held in the river and getting good breaks in the weather to motor down and back from Mindarie Marina is a bit of a challenge. Ron and Dora hope to spend even more time aboard now she has a new home. The photo below in her new pen isn't very flattering but Ron invited us on board to look around his pride and joy. There are few older photos showing what a magnificent job he did. To learn more about Keiwa's restoration and see more photos, read the Jan to Mar 2013 and Oct Nov 2018 newsletters from the "JOURNALS" tab on our website <https://abba.org.au>



During the traditional tour of on-going projects, I met up with resident Shipwright, Nick Truelove and viewed some examples of his high quality workmanship. The vessel behind Nick is the originally named "Bicton Belle" that was built and formerly owned by Shipwright Barry Glazier.

"Belle" has undergone extensive work and is looking magnificent. Her new owner recently moved her to a pen at South of Perth Yacht Club and has agreed to tell us about her restoration at a future meeting. We might also be able to twist his arm to host a Toolbox Visit.



Thanks to Elly for the many photos she took on the day.

## ADMINISTRATION NOTES

### ABBA COMMITTEE

President	Rob Bingham	0419 995 422
Secretary	Bruce Cadee	0419 508 785
Treasurer	Andrew Minto	0415 852 333
Library	Rosemary Nayler	0427 717 050
Newsletter Editor	Bruce Cadee	0419 508 785
Website	Neil McKenzie	0424 533 063
General Committee	Chris Davis	0418 954 602
	Luis Gouveia	0477 172 881
	Bob Harrap	0407 991 901

**UPCOMING EVENTS— You can see below that we have another interesting and relevant program mostly planned until at the middle of the year but there are some gaps. Your committee is always looking for offers to make a presentation or host a toolbox visit. We would also appreciate ideas about what our members would like to see or hear about or potential leads that we can follow-up. Please e-mail [cadeefamily@bigpond.com](mailto:cadeefamily@bigpond.com) or call Bruce on 0419 508 785 or make contact with any of the Committee members above.**

### February Meeting – Wednesday 1st February

Our next meeting is on Wednesday 1st February in the Heritage Room at South of Perth Yacht Club, 7:00pm for a 7:30pm start. Our President, Rob Bingham will make a presentation entitled "Corrosion in Austenitic Stainless Steels". I'm sure we have all had some bad experience with stainless steel corrosion. If you haven't, then be assured some vital part of your boat is quietly being attacked and will fail at the most inopportune moment. Come along and learn more about the causes and what can be done to prevent it. If you have any experiences that you would like to share, or examples of what can go wrong, please bring them along.

Rob has degrees in Mechanical Engineering and Bio-Mechanical Engineering as well as lots of boating experience so is well placed to enlighten us on this essential topic. All are welcome to attend.

### March Toolbox Visit– Saturday 11th March 2-4pm

We have kindly been offered a tour of Doug Watson's magnificent ketch "Tortuga" in her pen at Fremantle Cruising Yacht Club. She was launched in 1952 as a sailing crayboat from the Bach Brothers' Boat Yard in North Fremantle but the sails were later removed. In 2018 she was bought by the Watson family and restored as a sailing vessel. Doug is also a traditional boat rigger and has replaced the rigging on the Lugger RoseF moored nearby.



### April Meeting – Wednesday 5th April

Adrian Greathead will tell us about the restoration of his Leeder powerboat

### May Toolbox Visit– Saturday 6th or Sunday 7th May 2-4pm

????

### June Meeting—Wednesday 7th June

Royce Carrigg will tell us about the drama of building an 85ft Viking Boat in Perth and her life story.

## **ADMINISTRATION NOTES (Cont'd)**

### **ABBA LOGO**

Members are reminded that Bruce Cadee has made arrangements with Shaun Luong of Image Embroidery at 26 Tulloch Way, Canning Vale (Phone 9456 2324 Mobile 0403 250 389) for an embroidered ABBA logo. The logo can be applied to your own clothing (assuming it can be accommodated in their equipment) or to shirts, caps or hats purchased through Image Embroidery. Feel free to call in on Shaun to look at the limited range of clothing he has on site or visit the following web sites to choose your preferred style, size and colours. The weblinks below are only examples of the wide range available. Half chest measurements are included on the web sites to help ensure you select the correct size. Ladies styles are also available.

### **Clothing (excluding Logos)**

**Style 1300** – Aussie Pacific Mens Murray Polo, Navy/White/Ashe or White/Navy/Ashe - **\$20.00 + GST each**

**Weblink:** [http://www.aussiepacific.com.au/the-murray-polo-navy-white-s?color=Navy%2FWhite%2FAshe&primary\\_color=Navy&secondary\\_color=White](http://www.aussiepacific.com.au/the-murray-polo-navy-white-s?color=Navy%2FWhite%2FAshe&primary_color=Navy&secondary_color=White)

**Style 1304** – Aussie Pacific Mens Eureka Polo, Navy/White/Ashe or White/Navy/Ashe - **\$21.00 + GST each**

**Weblink:** [http://www.aussiepacific.com.au/mens/polos/eureka-polo-sky-navy-s?color=Sky%2FNavy%2FAshe&primary\\_color=Sky&secondary\\_color=Navy](http://www.aussiepacific.com.au/mens/polos/eureka-polo-sky-navy-s?color=Sky%2FNavy%2FAshe&primary_color=Sky&secondary_color=Navy)

### **Hats/Caps (excluding Logos)**

**Style 4199** – Headwear Brushed Heavy Cotton Cap, White/Navy (many other colours available too) - **\$6.50 + GST each** **Weblink:** <http://au.headwear.com.au/productDetails.cfm?&prodID=53&prodCatID=2&pageNumber=1>

(Also refer poly/cotton legionnaires hats Styles 4057 or 4126 for maximum sun protection under website sub heading 'Hats, Visor & Beanies' <http://au.headwear.com.au/productList.cfm?&pCategoryID=7>)

**Style 4199** – Headwear Brushed Heavy Cotton Cap, White/Navy (many other colours available too) - **\$6.50 + GST each (includes poly/cotton legionnaires hats for maximum sun protection under website sub heading 'Hats, Visor & Beanies')**

**Weblink:**

**Style 4223** – Brushed Sports Twill Bucket Hat, White/Navy (many other colours available too) - **\$8.00 + GST each**

**Weblink:** <http://au.headwear.com.au/productList.cfm?&pCategoryID=7&page=2>

To make your annual membership even more value for money, ABBA will pay for up to 2 logos per financial year to be applied to your items of clothing. The current cost to ABBA is \$7.15 per logo. There is no intention for this to be an ABBA uniform so the choice of style and colour is totally yours. If you are seen wearing the logo while building, working on or using your boat or anywhere for that matter it might get people asking questions and wanting to join our association. You are free to deal direct with Image Embroidery but please ensure you get an itemised invoice showing a separate price for the logo and present this to our Treasurer for reimbursement. Bruce Cadee is happy to take orders and liaise with Image Embroidery if you wish.